

POLELED

FlagsUnlimited®



POLELED
INCREASE YOUR VISIBILITY

Professional Flagpole Light

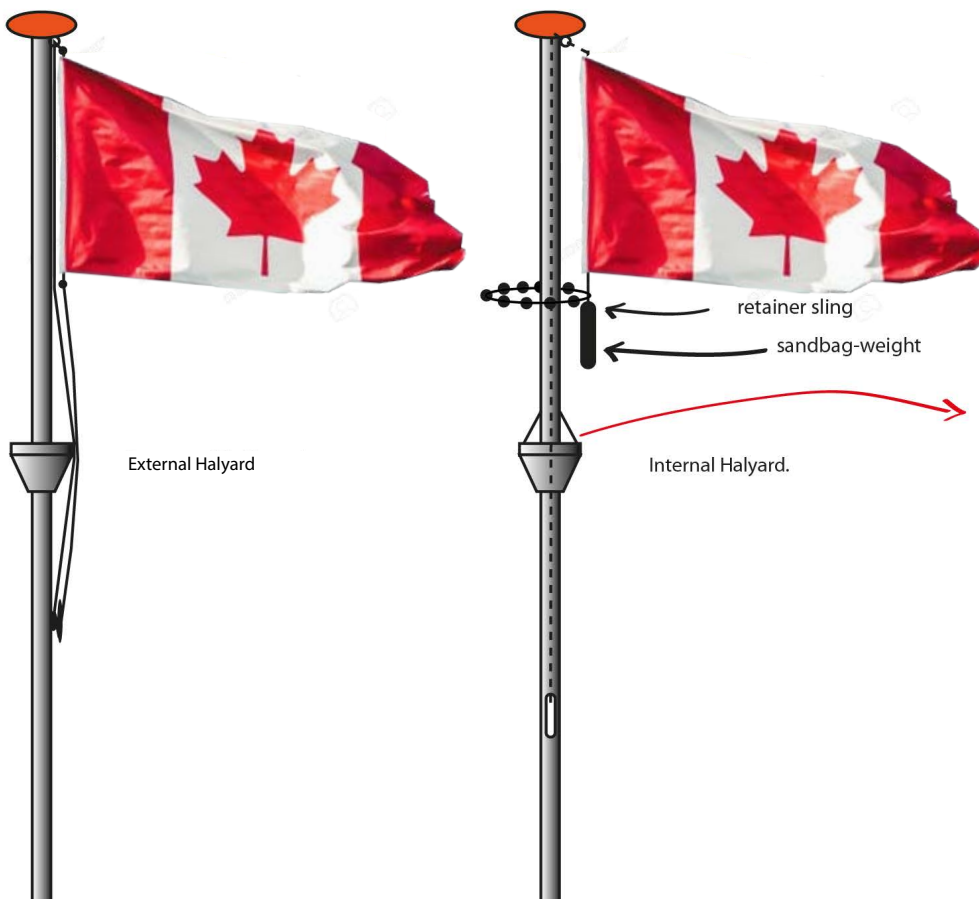
How Does It Work?

This unique lighting system contains powerful LEDs that are arranged around the pole in a circular unit. Because of the circular setting, it doesn't matter from which angle the wind is blowing, the flag or banner is always fully illuminated. The powerful CREE LEDs create a clear and uniform light distribution. The PoleLed unit can be attached to almost every type of existing and new commercial, one piece poles, whether they are made of wood or aluminum, or whether the pole is conical or cylindrical.

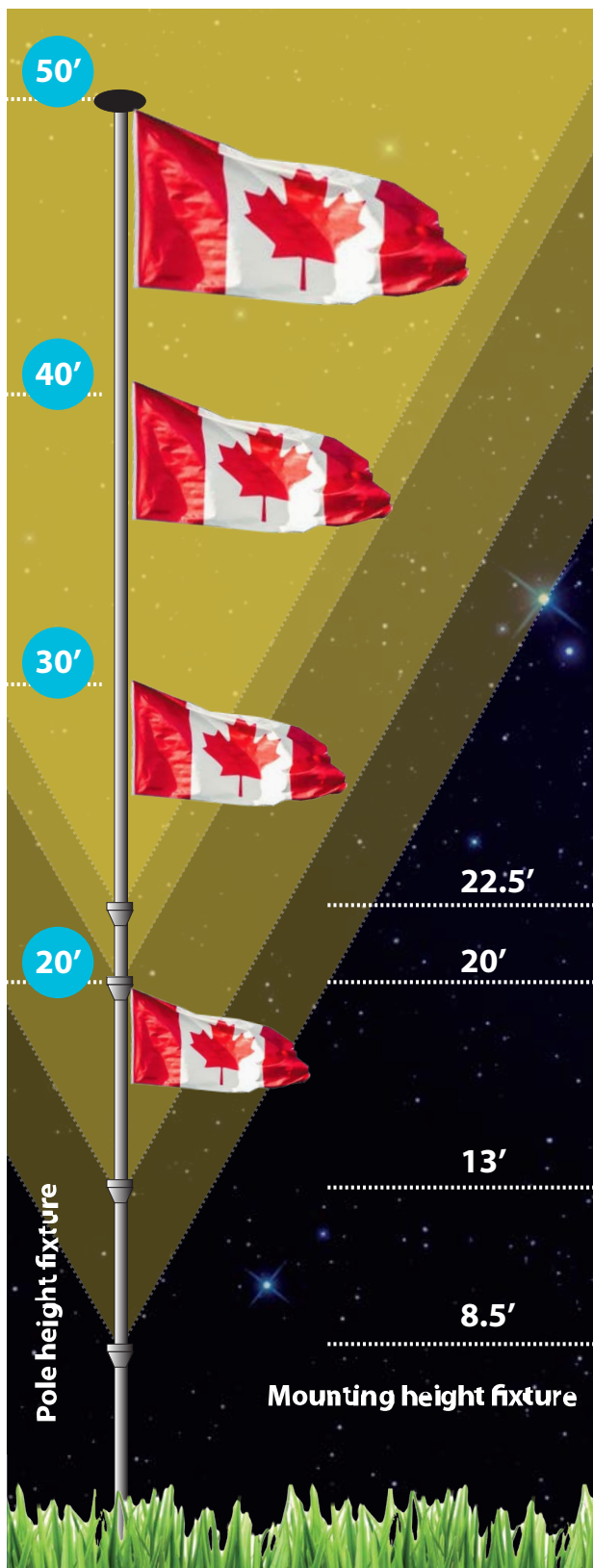
The PoleLed is made of aluminum and includes terminal connectors and a power supply.



The PoleLED unit is only applicable to Commercial, one piece poles and not residential.



Mounting Height



Visibility at night is dependent on the relative position of the PoleLed, flag and viewer, as well as the position on the flag pole. These considerations should result in a satisfactory installation, regardless of the many variables involved.

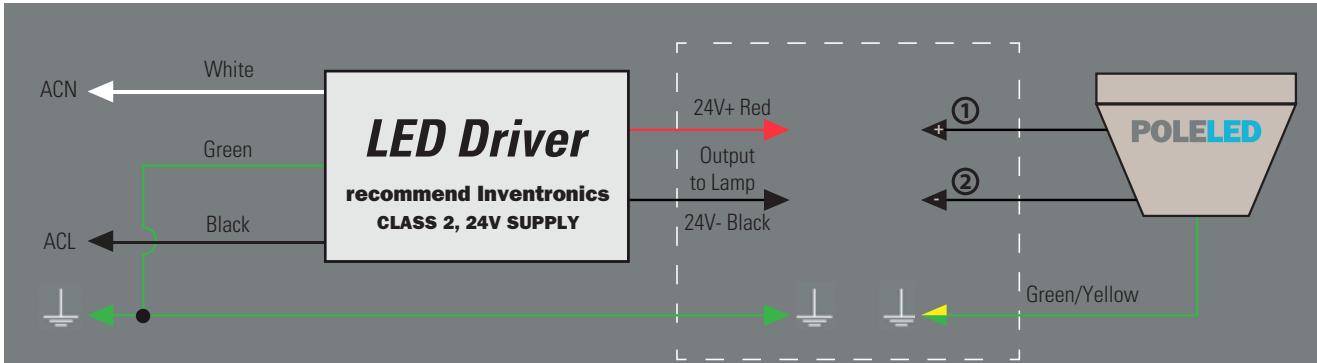
Even with only one PoleLed, you can ensure that your flag is adequately illuminated, regardless of wind direction. In order to get a satisfactory result, we advise you to mount the PoleLed at the appropriate height as shown in the drawing or the chart below.

SPECIFICATIONS

POLE HEIGHT	FLAG SIZE	MOUNTING HEIGHT
20'	27"x54" & 36"x72"	8.5'
30'	36"x72" & 45"x90"	13'
40'	60"x120" & 72"x144"	20'
50'+	<i>Contact Us for pricing on Giant Flags</i>	

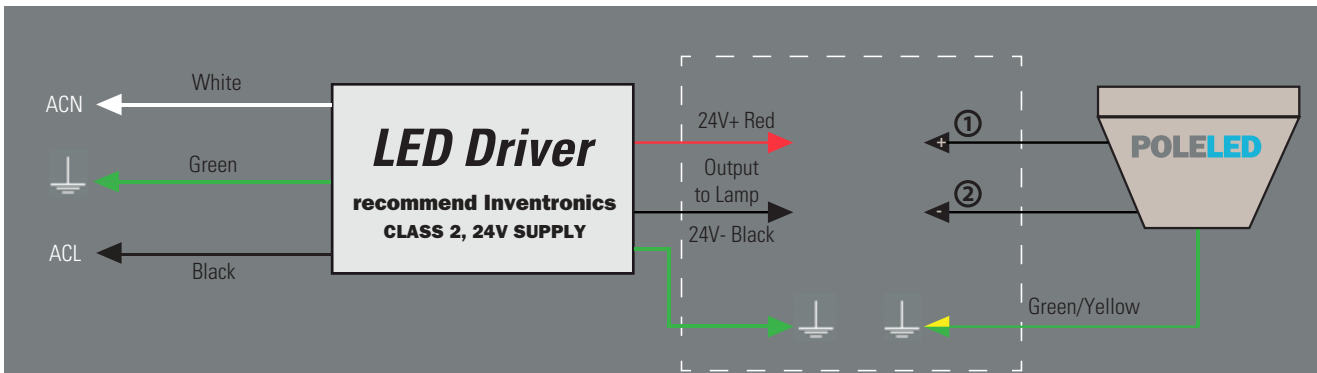
Wiring Diagram

OPTION 1:



The fixture should be connected to the ground at all times. If not, all warranties will be voided.

OPTION 2:



The fixture should be connected to the ground at all times. If not, all warranties will be voided.

Use the option which is appropriate for your circumstances.

When using another power supply than recommended,

make sure the ground is always connected.